

My Friend



The Sorting Station

Mathematics

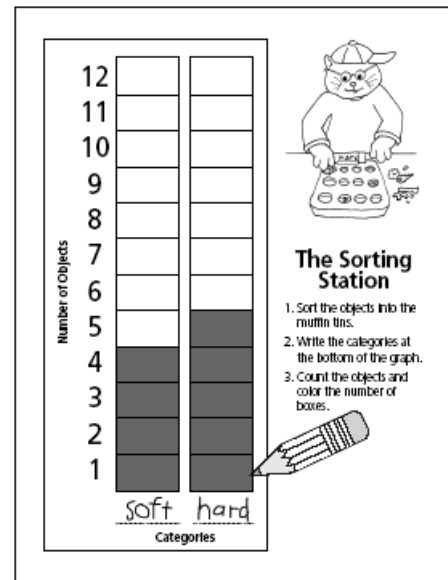
Set up a station with two muffin tins and many types of small objects (one of each):

bottle cap	cork	rabbit's foot	small rubber all
seed	crayon	stone	washer
plastic lid	shell	sponge	nut and bolt
key	cotton ball	toothpick	macaroni (different shapes)
nut	eraser	coat button	

Clip a category name to each muffin tin (start with "soft" and "hard"). Then invite students, individually or in pairs, to sort the objects. After the objects have been sorted, hand out a copy of page 96 and ask students to total up and record the results on the graph.

The muffin tin categories can be changed daily. Try "round" and "not round," "big" and "little," and "heavy" and "light."

Note: Because of small objects, this activity should be closely supervised.



Adjective Artistry

Art

Make adjective collages. Give each student a piece of construction paper with an adjective printed at the top of the page. Some sample adjectives are:

big	curly	round	blue
small	pointed	bright	orange
straight	long	crooked	purple
hairy	short	green	red

Provide such resources as old magazines and catalogs and invite students to find, clip, and paste pictures that match the adjective printed on their page. A page labeled, "green," for example, may become home to an iguana photo and a pickle ad. Display the collages in the classroom or turn them into a colorful class adjective book.

Scrambled Legs

Hand out a copy of page 97 to each student. Ask students to cut out the nine picture blocks and reassemble them into three complete characters: a king, a diver, and a clown.



Language Arts

When they are finished, give each student a copy of page 98. Using the three characters as a reference, have students fill in the sentences using adjectives from the list at the side of the page. Remind students that there is often more than one way to describe something.

Words Fit for a King

Write a word in each blank to tell about the king, diver, or clown.

curly
straight
small
crooked
round
sad
kind
friendly
wet
dry
hairy
big
square
bright
happy
colorful
gold
pointed
beautiful
hurry

1. The king has a bright _____.
2. The king has a long _____ robe.
3. The diver has _____ hair.
4. The diver has _____ flippers.
5. The clown has a _____ face.
6. The clown has _____ eyes.

My Friend Factory

Language Arts

Use the My Friend activity on your computer to create and print an assortment of "Friends." Turn the printouts into transparencies and ask the class to color them with markers.

While the class is busy coloring, cut a new transparency sheet into small rectangles, labeling the pieces as follows:

My Friend has...	mouth	big	curly	round	orange
hair	feet	small	green	bright	purple
eyes	arms	straight	long	crooked	red
nose	pointed	hairy	short	blue	yellow

Next collect the transparencies and randomly select a "Friend" to place on the overhead projector. Beneath the "Friend" place the transparency rectangle that reads, "My Friend has . . ." Ask for a student volunteer to complete the sentence using the transparency word pieces. When finished, let the student select a new colored Friend transparency for the next volunteer.

Confused Colors

Hand out a copy of page 99 to each student. Challenge students to unscramble each color word. When they are finished, ask students to color the objects accordingly.

Problem Solving

Confused Colors
Unscramble the letters and print the color words.
Then color the picture.

erd red
lowlye yellow
ruple purple
regen green
uelb blue
agoren orange

Pet Detective

Hand out a copy of page 100 to each student. Explain that Millie, Bailey, Sammy, and Trudy have lost their pets. Ask students to read the descriptions, then draw a line from each owner to the matching pet.

Problem Solving

Pet Detective
Draw lines to help the owners find their lost pets.

Bailey's Pet has a small mouth and a long tail.

Millie's Pet has a curly tail and small ears.

Sammy's pet has a crooked neck and a pointed tail.

Trudy's pet has hairy legs and big feet.

Number of Objects

12
11
10
9
8
7
6
5
4
3
2
1

Categories




The Sorting Station

1. Sort the objects into the muffin tins.
2. Write the categories at the bottom of the graph.
3. Count the objects and color the number of boxes.

Use with "The Sorting Station" (page 93).

Scrambled Legs

Cut the rectangles apart. Make a king, a diver, and a clown.



Use with "Scrambled Legs" (page 94).

Words Fit for a King

Write a word in each blank to tell about the king, diver, or clown.

1. The king has a _____ ring.
2. The king has a _____ robe.
3. The diver has _____ hair.
4. The diver has _____ flippers.
5. The clown has a _____ face.
6. The clown has _____ eyes.




curly
straight
small
crooked
round
sad
kind
friendly
wet
dry
hairy
big
square
bright
happy
colorful
gold
pointed
beautiful
furry

Use with "Scrambled Legs" (page 94).

Confused Colors

Unscramble the letters and print the color words.
Then color the picture.



erd

lowlye

ruplep

regen

uelb

agoren


The large oval contains several line drawings and scrambled words. At the top left is a cloud. Below it is an apple with a bite taken out of it. To the right of the apple is the scrambled word 'erd'. Below the apple is a bunch of grapes with the scrambled word 'ruplep'. To the right of the grapes is the scrambled word 'lowlye'. Below the grapes is a leaf with the scrambled word 'regen'. To the right of the leaf is a sun with rays and the scrambled word 'uelb'. Below the leaf is a splash of water with the scrambled word 'agoren'. At the bottom left is a pumpkin. Each drawing has a dashed line extending from it to a blank space for writing the unscrambled word.

Use with "Confused Colors" (page 95).

Pet Detective

Draw lines to help the owners find their lost pets.


Bailey's pet has a small mouth and a long tail.




Millie's pet has a curly tail and small ears.



Sammy's pet has a crooked neck and a pointed tail.



Trudy's pet has hairy legs and big feet.



Use with "Pet Detective" (page 95).